



ROBOT / PRO / PREMIUM

**AUTOMATICALLY BURN AND LABEL
PATIENT MEDIA**

***IT BURNS,
BURNS, BURNS...***



VERSION 4.1



FLEXIBILITY IN PATIENT MEDIA PUBLISHING

iQ-ROBOT is the convenient solution for managing the burning and printing of patient media from any modality or workstation using Epson® and PRIMERA™ robot systems.*

iQ-ROBOT is designed for low-cost/high-quality distribution of digital imaging studies and reports on portable optical media, such as CD-R or DVD-R. Imaging centers of any size and data volume can employ iQ-ROBOT for fully automated media creation including burning and labeling. To balance the workload or save service costs, you may connect several robot devices from either Epson®, PRIMERA™ or both vendors.

Media created with iQ-ROBOT are compatible with IHE PDI and DICOM-CD regulations, enabling any recipient of imaging media to easily read or process the contained information. Any portable DICOM viewer, e.g. iQ-LITE, may be included on the media, allowing for flexible viewing of the studies later on.

iQ-ROBOT PRO can simultaneously receive data from a combination of DICOM modalities, such as CT, MRI ultrasound, and X-ray, as well as from archives or viewers. It can collect the data and automatically create DICOM media according to the user's preferences (e.g. all data concerning a patient, a patient visit or a study).

Additionally, users can design various print layouts for the media labels. This is an especially important feature for imaging centers that produce patient media for multiple institutions. The design possibilities are virtually endless: Besides patient demographics and study data, labels may include logos, special features of the practice, opening hours etc.

Need less?

iQ-ROBOT BASIC is a cost-effective alternative for specialists (e.g. orthopedic surgeons, chiropractors, and internal specialists) to add to their iQ-VIEW station. In this workflow, burn jobs are sent directly to iQ-ROBOT from iQ-VIEW instead of via DICOM communication.

Need more?

iQ-ROBOT PREMIUM includes a backup functionality by collecting data and creating portable optical archive media, e.g. DVD-R or Blu-ray, on a defined schedule such as on selected days, every weekday or at any other preferred interval.

THREE EDITIONS - WHAT'S THE DIFFERENCE?

	iQ-ROBOT BASIC	iQ-ROBOT PRO	iQ-ROBOT PREMIUM
Send media projects from iQ-VIEW to iQ-ROBOT.	✓	✓	✓
Send media projects from any DICOM node to iQ-ROBOT	✗	✓	✓
Backup functionality to create portable optical archive media on a defined schedule or any preferred interval	✗	✗	✓

*Please note: iQ-ROBOT/PRO/PREMIUM must not be sold or used in the United Kingdom.

iQ-ROBOT PRO WORKFLOW



Modalities & PACS

Users can send burn jobs from any DICOM compatible device to iQ-ROBOT PRO to create the corresponding patient media.



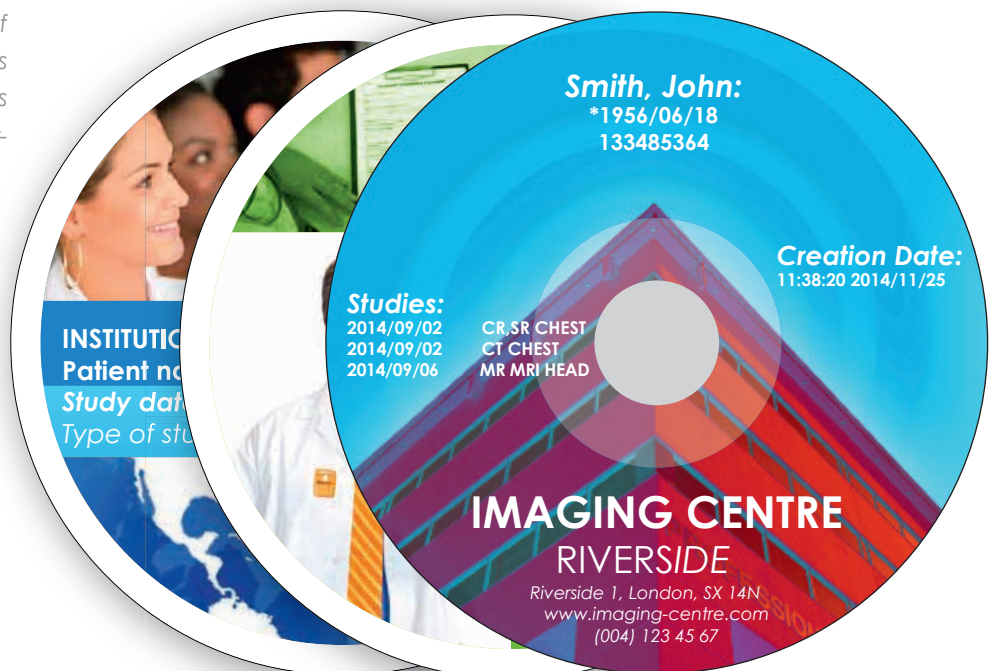
iQ-ROBOT server + Robot hardware



Patient media

iQ-ROBOT LABEL EDITOR

iQ-ROBOT includes a full-featured editor for the easy customization of labels. Background graphics, such as institution/practice logos, as well as patient and study data, can be personalized and arranged as desired.



GENERAL

- Simultaneously receives media creation jobs from any modality (e.g. CT, MRI, ultrasound, endoscopy etc.), PACS or viewer, including option for Storage Commitment messages (PRO and PREMIUM)
- Includes automatic backup functionality (PREMIUM)
- Receives media projects from iQ-VIEW workstations
- Runs in the background as a Windows service
- Supports multiple robot devices simultaneously
- Allows the creation of patient media for multiple institutions with one iQ-ROBOT (PRO and PREMIUM)
- Offers customizable media creation through user-defined profiles, including:
 - Content (all data of a patient, a patient visit, or a study)
 - Support of iQ-LITE viewer and portable IHE PDI compliant 3rd party DICOM viewers (e.g. for nuclear medicine or general radiology)
 - Job prioritization (PRO and PREMIUM)
 - Manual workload balancing when using multiple robotic devices
 - Media type
 - Number of copies
 - Language selection for iQ-LITE user interface (PRO and PREMIUM)
- Provides status information about connected robots, fill level of the cartridges and media count
- Automatic workload balancing when using multiple robotic devices (NEW!)
- Immediate email notifications (device errors/warnings) to prevent inconveniences (e.g. empty disc bin, jammed discs, (almost) empty cartridges)
- Faster and easier problem solving by providing possible solutions in error messages



BURNING MEDIA AND DEVICES

- Automatically writes to CD-R, CD-RW or DVD±R, DVD±RW, DVD±DL or BD-R Blu-ray media
- Supports Epson® Discproducer™ PP-100N, PP-100II, PP-100III (NEW!), PP-100IIBD, PP-100AP, PP-50, PP-50BD)
- Supports Primera™ Disc Publisher SE-3, Disc Publisher 4200 Series, Disc Publisher 4202 XRP, Disc Publisher 4100 Series, Disc Publisher II, Disc Publisher PRO, Disc Publisher XR, Disc Publisher XRP, Disc Publisher SE and Disc Publisher Pro Xi-Series

PRINTING OUTPUT

- Provides high-quality label customization including background graphics (Enhanced and more convenient Label Editor)
- Provides any country-specific date/time and patient name formats
- Combines several DICOM tags to avoid text overlapping

CHARACTER SET SUPPORT

- Supports any Latin and non-Latin languages for patient and study information in project overview and media labeling

LICENSING

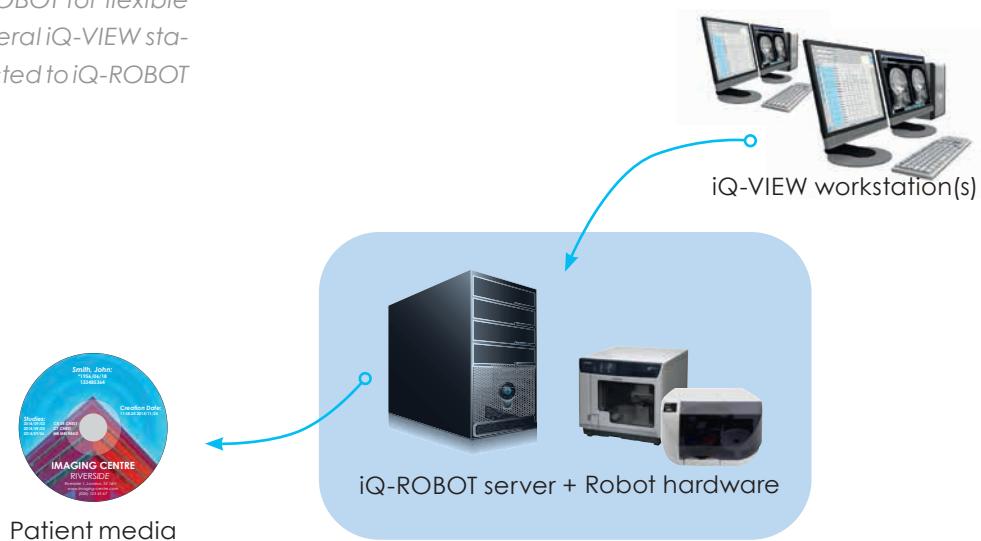
- Single (PC-based) or concurrent (floating user) licenses

USER INTERFACE LANGUAGES

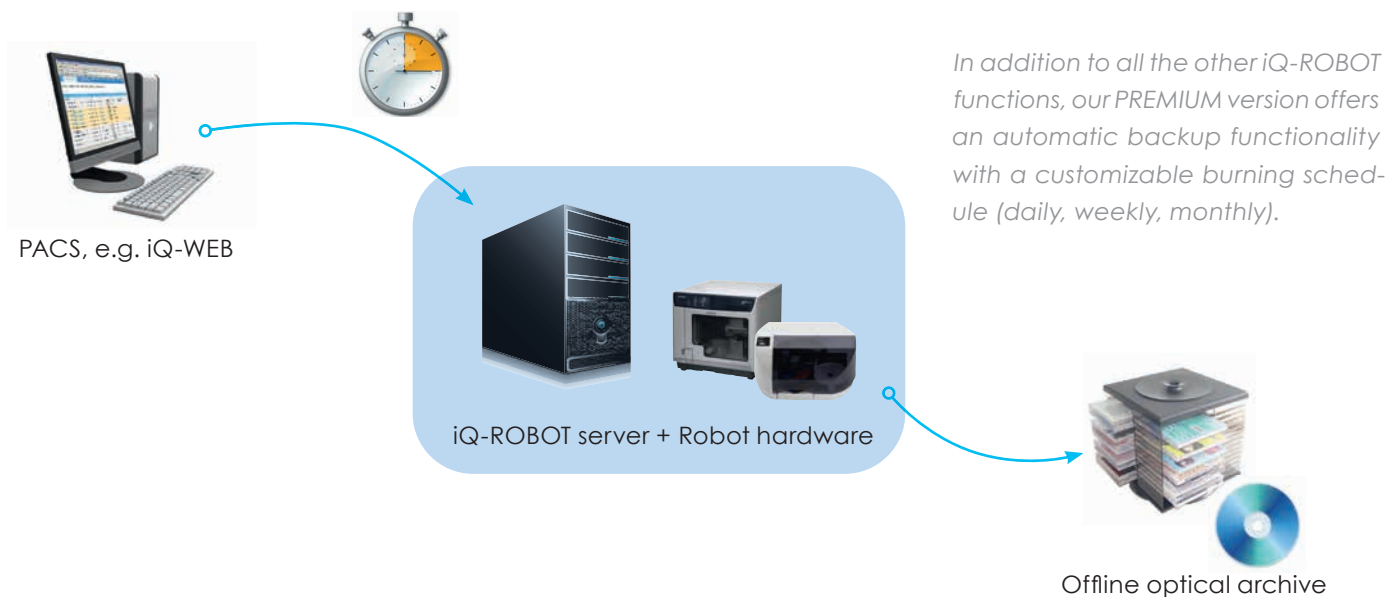
- English and German
(further languages can be added by the user; how-to available upon request) (NEW!)

NEED LESS? - - - iQ-ROBOT BASIC

Media projects can be defined in iQ-VIEW (version 3.0 or higher) and directly sent to iQ-ROBOT for flexible media creation. Several iQ-VIEW stations may be connected to iQ-ROBOT at once.



NEED MORE? - - - iQ-ROBOT PREMIUM



THE SOLUTION CAN BE SO SIMPLE

OUR COMPANY AT A GLANCE

IMAGE Information Systems is an international company group with offices in Germany, USA and India, which offers complete, user friendly and cost-effective medical imaging solutions.

Thousands of satisfied clients all over the world benefit from our state-of-the-art products for PACS, RIS, X-ray solutions, 3D processing and telera-diology.

We have pioneered several innovations in the market:

- We have introduced MED-TAB, the first DICOM-calibrated portable display for medical image analysis
- Our iQ-ROUTER supports virtually all DICOM image formats and transfer syntaxes in data transmission
- DICOMReader has the highest available read-in rate of patient media, ensuring compatibility with almost all available imaging modalities and vendors

IMAGE Information Systems provides the second largest digital imaging user forum on earth, enabling users to share knowledge and best practice.

To learn more about us and our products, please visit our website.

www.image-systems.biz

OUR PRODUCTS FOR YOUR IMAGING NEEDS

iQ-SYSTEM PACS

iQ-RIS

MED-TAB™

iQ-4CLOUD

Full featured, reliable and affordable PACS
Integrated radiology information system
Superior portable image analysis
Your PACS on demand



Stamp of sales partner



IMAGE INFORMATION SYSTEMS EUROPE GMBH
LANGE STR. 16 | 18055 ROSTOCK | GERMANY
TEL. GER: +49 381 496 5820 | TEL. INDIA: +91 33 4600 0657
TEL. US: +1 470 300 44 80
WWW.IMAGE-SYSTEMS.BIZ | INFO@IMAGE-SYSTEMS.BIZ